

GEIGER

TEXTILES

Classic Velvet

DESIGNED BY BASSAMFELLOWS


APPLICATION	Seating
CONTENT	100% Polyester
BACKING	Polyester/Cotton
WIDTH	55"
REPEAT	None
ABRASION	70,000 Cycles, Martindale*
FLAMMABILITY	CA TB 117-2013
WEIGHT	24.9 Oz Per Linear Yard
ORIGIN	Italy
ENVIRONMENTAL	SCS Indoor Advantage™ Gold FR Chemical Free Prop 65 Chemical Free Healthier Hospitals Compliant Living Future Red List Compliant WELL Building Standard Compliant
MAINTENANCE	W/S – Clean with Water-Based Cleanser, or Mild, Dry Cleaning Solvent
CUSTOM FINISHES	Alta™ Plush; PFOA-Free Stain Resistant
PRICE GROUP	6
NET PRICE	\$80 Per Yard

NOTE To ensure longevity of velvet textiles, a 100% cotton liner is recommended to prevent wear to the backside of the textile. Areas exposed to greatest wear should be padded with foam beneath this liner.

*Abrasion test results exceeding ACT Performance Guidelines are not an indicator of product lifespan. Multiple factors affect fabric durability and appearance retention.




16506 Majestic Red




16502 Ice Blue



16503 Platinum



16508 Obsidian



16509 Truffle

Maintenance Guideline - W/S

MAINTENANCE CODE

W/S – Clean with Water-Based Cleanser, or Mild, Dry Cleaning Solvent

REGULAR MAINTENANCE

Vacuum regularly using the proper attachment to avoid pilling.

GENERAL RECOMMENDATIONS

Treat stains promptly. The longer a stain remains on the textile, the more difficult it will be to remove. A professional furniture cleaning service is recommended.

Always pre-test any cleaning method in an inconspicuous area.

Several light applications of a cleaning agent are less harmful than a single concentrated application. Repeat stain treatment several times if necessary.

Never use heat to clean textiles. Heat can set stains.

Do not use agents containing bleach. These agents may cause discoloration over time.

Do not oversaturate the textile or let water pool in seams.

The information above is a guide to help in the maintenance of Geiger Textiles. Geiger can neither guarantee, nor take responsibility for specific results.

STAIN TREATMENT

Soak up any excess moisture immediately.

For water-based stains, use a clean, soft, white cloth, a natural sponge, or a nylon soft-bristle brush with lukewarm, soapy water. Brush the stain with light, quick strokes. Avoid a scrubbing motion and work from the edge of the stain toward the center.

For oil-based stains, use a clean, soft, white cloth, a natural sponge, or a nylon, soft-bristle brush with a water-free dry cleaning solvent. Brush the stain with light, quick strokes. Avoid a scrubbing motion. Work from the edge of the stain toward the center.

For insoluble stains (e.g. chewing gum, candle wax, etc.), use a plastic bag filled with ice to rub the stain until the substance becomes brittle. Use a clean, dull, flat knife to gently remove the substance. If the stain persists, blot the area with a clean, soft, white cloth or natural sponge and lukewarm soapy water.

If the stain persists, gently dab a pH-neutral cleanser, upholstery spot cleaner, or an equal mixture of water and enzyme detergent (e.g. laundry detergent) on the stain and let it sit for one minute.

Rinse stain treatment thoroughly with a natural sponge moistened slightly with cool, clean water and completely remove all cleaning solution residue as left over residue can attract soil over time.

Extra care should be taken when cleaning dark colors to avoid creating light marks that can be caused by color transfer.

Avoid excess rubbing to prevent discoloration and damage to the face of the material.

Do not saturate the surface.

Allow the textile to dry thoroughly and vacuum before using.

Under no circumstances shall Geiger be liable for any incidental, consequential, or other damage resulting from negligence, misuse, mishandling, or exposure of any chemicals used in connection with maintenance. Information relating to chemicals/cleaning solvents, environmental use, and human exposure should be reviewed with appropriate suppliers.

All label instructions on their use and precautions should be followed.